


SMT Shielded Power Inductors GSRH8D28 / GSRH8D43

Features (特長)

- Magnetically shielded construction
(閉磁路構造設計)
- Compact and thin (輕便薄小)
- Large Current and Low DCR
(大電流低直流阻抗)

Applications (用途)

- DC-DC converter of portable equipment.
(攜帶機器之直流轉換器)
- Camcorder, LCD television set, Digital camera, P.D.A., Notebook.
(攝影機、液晶電視、數位相機、P.D.A.、筆記型電腦)



Product Identification (產品識別)

GSRH8D28 - _____ (Ex. GSRH8D28-2R5N)

1 2 3

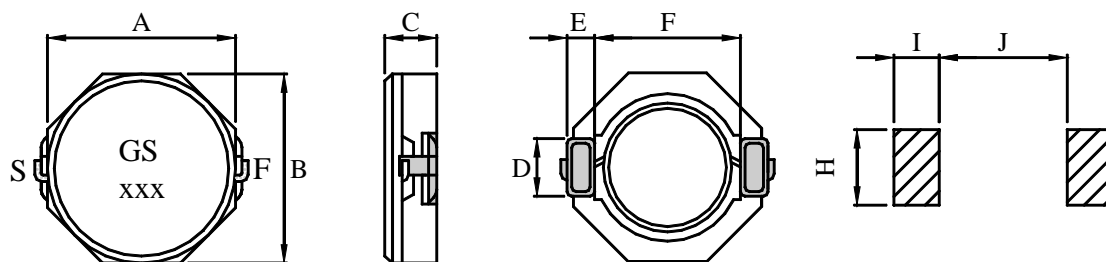
1. SMT Shielded Power Inductors (閉磁式功率電感)
(GSRH8D28, GSRH8D43)
2. Inductance (電感值)
3. Tolerance (誤差值) (參照表 K 10%, L 15%, M 20%, N 30%)

SMT Shielded Power Inductors GSRH8D28 / GSRH8D43

Configurations & Dimensions (結構圖及規格尺寸)

GSRH8D28

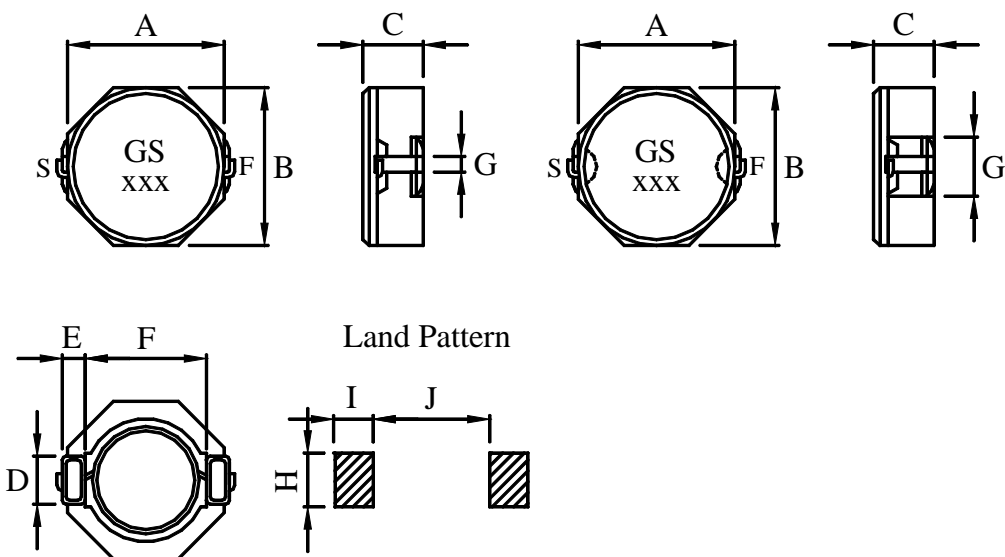
Land Pattern



GSRH8D43

(TYPE A)

(TYPE B)



Unit In mm

Type (型式)	A (max)	B (max)	C (max)	D	E	F	G	G'	H	I	J
GSRH8D28	8.3	8.3	3.0	2.5	1.2	6.3	-	-	2.8	2.0	6.1
GSRH8D43	8.3	8.3	4.5	2.5	1.2	6.3	1.2	2.5	2.8	2.0	6.1

✦ Design as Customer's Requested Specifications. (可依客戶特殊需求設計)

SMT Shielded Power Inductors GSRH8D28

Electrical Characteristics for GSRH8D28 Series [GSRH8D28 系列電子特性規格]

Part Number 產品料號	Inductance (μ H) 電感值 (L)	Test Freq. (KHz) 測試頻率	DCR (Ω) (max) 直流阻抗	Isat (A) (max) 定格電流	Irms (A) (max) 溫昇電流
GSRH8D28 – 2R5N	2.50	100	0.0156	4.50	6.40
GSRH8D28 – 3R3N	3.30	100	0.0182	4.00	6.00
GSRH8D28 – 4R7N	4.70	100	0.0247	3.40	4.50
GSRH8D28 – 7R3N	7.30	100	0.0390	2.80	3.40
GSRH8D28 – 100N	10.00	100	0.0470	2.50	3.20
GSRH8D28 – 150N	15.00	100	0.0690	1.90	2.35
GSRH8D28 – 220N	22.00	100	0.0990	1.60	1.85
GSRH8D28 – 330N	33.00	100	0.1560	1.30	1.45
GSRH8D28 – 470N	47.00	100	0.1950	1.15	1.30
GSRH8D28 – 680M	68.00	100	0.2860	0.92	0.98
GSRH8D28 – 101M	100.00	100	0.4300	0.75	0.80

※Test Freq. : 100KHz / 1V.

※Operating Temp. : $-40^{\circ}\text{C} \sim +85^{\circ}\text{C}$

※Inductance drop = 35% typ. at Isat.

※ $\Delta T=40^{\circ}\text{C}$ rise at Irms.

GSRH8D43

Electrical Characteristics for GSRH8D43 Series [GSRH8D43 系列電子特性規格]

Part Number 產品料號	Inductance (μ H) 電感值 (L)	Test Freq. (KHz) 測試頻率	DCR (Ω) (max) 直流阻抗	Isat (A) (max) 定格電流	Irms (A) (max) 溫昇電流
GSRH8D43 – 2R0N	2.00	100	0.014	7.00	5.50
GSRH8D43 – 3R9N	3.90	100	0.019	5.90	4.50
GSRH8D43 – 4R7N	4.70	100	0.022	5.60	4.10
GSRH8D43 – 6R8N	6.80	100	0.025	4.40	3.90
GSRH8D43 – 100N	10.00	100	0.036	4.00	3.20
GSRH8D43 – 150N	15.00	100	0.053	2.90	2.30
GSRH8D43 – 220N	22.00	100	0.075	2.60	1.80
GSRH8D43 – 330N	33.00	100	0.125	2.20	1.40
GSRH8D43 – 470N	47.00	100	0.150	1.80	1.30
GSRH8D43 – 680N	68.00	100	0.240	1.50	1.00
GSRH8D43 – 101N	100.00	100	0.360	1.30	0.80

※Test Freq. : 100KHz / 1V.

※Operating Temp. : $-40^{\circ}\text{C} \sim +85^{\circ}\text{C}$

※Inductance drop = 35% typ. at Isat.

※ $\Delta T=40^{\circ}\text{C}$ rise at Irms.